

Wherever You Go



You'll Always Find Your Way Home

Pittsburg State University • Panhellenic Recruitment 2025

Recruitment Guide

<https://www.pittstate.edu/fsl>

Table of Contents

- 3 Letter from Vice President of Recruitment
- 4 Registration Information
- 5 Panhellenic Council
- 7 Panhellenic Dictionary
- 10 Code of Ethics
- 11 Meet the Rho Gammas
- 12 Schedule of Events
- 13 Information About Events
- 15 Tips from Panhellenic
- 16 Meet the Chapters
- 19 Frequently Asked Questions
- 20 Financial Transparency Forms



INTRODUCTION LETTER

Dear Potential New Member.

Welcome to Formal Recruitment at Pittsburg State University. On behalf of myself and the Panhellenic Executive Council we are so excited that you have chosen to explore the world of Fraternity and Sorority Life with us here at Pitt State.

During Formal Recruitment this fall you will meet women from each of the 3 National Panhellenic Chapters (NPC) on campus. I encourage you to go into each chapter with an open mindset and a positive attitude. Being a part of a sorority is a once in a lifetime experience that everyone should have the chance to experience. Throughout your time in Greek life you will have the opportunities for philanthropy, leadership, scholarship, and friendships that will last a lifetime. Although all the sororities on our campus have different letters we have common goals that we share amongst each other, offering an opportunity to be a part of a large Greek community. We are members of these organizations to help better ourselves, our community, and our school.

Throughout this week as a PNM and your time in Greek life I hope you can see the advantages of being a member of something bigger than yourself. This week will bring you so many memories and friendships that you can hold onto forever.

I wish you the best of luck in formal recruitment and I can't wait to see how far you will come here at Pitt State!



Taylor Phalen

Vice President of Recruitment

tphalen@gus.pittstate.edu

Registration

SIGN UP ONLINE AT:

pittstate.mycampusdirector2.com

YOU WILL NEED ACCESS TO PERSONAL INFORMATION INCLUDING:

Pitt State ID Number • Picture to Upload • High School Activities
• Grade Point Average

FRATERNITY/ SORORITY ADVISOR:

Sydney Anselmi 620.235.4960 slanselmi@pittstate.edu

COST:

\$200 if you are living in a Residence Hall on Campus • \$150 if you are living off-campus
Fees go to residence halls (if applicable), provided meals and snacks and t-shirt

CONTACT US:

Instagram:@npcpittstate • Email: fsl@pittstate.edu • Website: www.pittstate.edu/fsl

ACADEMIC STATEMENT

The College Panhellenic Council at PSU does not set specific academic requirements/ standards- for potential new members to participate in recruitment. However, each chapter has grade point average requirements set by its inter/national organization and the local members. These individual requirements are listed on the sorority profile pages later in the booklet

If your high school or college GPA is below a 2.5 (on a 4.0 scale), you may have significantly fewer opportunities than participants with higher GPAs. Potential new members who do not meet the minimum academic requirements of a specific chapter are typically released early in the recruitment process to allow these women to explore other alternatives.

After accepting membership in a chapter, there are academic requirements for women to stay active in the chapter during their time at Pittsburg State. Inquiring about academic standards is a wonderful idea for conversations during recruitment

Meet the Team

2025 PANHELLENIC EXECUTIVE BOARD



Alexa Owens

Panhellenic President

✉ alexa.owens@gus.pittstate.edu

As president of the Panhellenic Council, I work with university officials, chapter presidents, and oversee/assist the council with any duties and responsibilities.



Taylor Phalen

Vice President of Recruitment

✉ tphalen@gus.pittstate.edu

As VP of Recruitment, I coordinate recruitment events, support PNMs, and work with chairs to plan recruitment. I also lead COB in the spring and fall.



Carlie Schiil

Vice President of Membership

✉ cschiil@gus.pittstate.edu

As VP of Membership, I support chapters by promoting safety, risk management, and Panhellenic policies. I plan community programs on related topics and manage any judicial situations that arise.



Gibby Baker

Vice President of Recruitment Operations

✉ gjbaker@gus.pittstate.edu

As VP of Administration, I keep the council informed with regular updates, record and share meeting minutes, and manage the Panhellenic budget to ensure financial transparency and organization.



Beth Williams

Vice President of Programming

✉ bwilliams@gus.pittstate.edu

As VP of Programming, I oversee all chair positions and help them organize each event hosted by the Panhellenic Council. I update the calendar and communicate closely with chapter delegates to promote positive communication throughout the chapters.



Keaton Ellis

Assistant Vice President of Recruitment

✉ mkellis@gus.pittstate.edu

As Assistant VP of Recruitment I work to train, educate, and prepare our Rho Gammas to make sure they are prepared for any situation during recruitment week. I also run the Panhellenic Instagram, TikTok, and any other social media platforms.

National Panhellenic Council

The National Panhellenic Conference oversees 26 women's fraternities and sororities, both National and Internationally. NPC was established in 1902 to assist collegiate and alumnae chapters of the NPC organizations in cooperating with colleges and universities and to foster relationships between organizations. The National Panhellenic Conference is a premier advocacy and support organization for the advancement of women and the sorority experience. Pittsburg State University's College Panhellenic Council Panhellenic creates unity and sets guidelines for the existing NPC sororities on campus.

Panhellenic Dictionary

Active

A fully initiated member of a sorority/fraternity.

Alumni (Alumnae)

An initiated member of a fraternity/sorority who is no longer in college.

Advisor

Fraternity/sorority alumnae members who bring experience and guidance to collegiate members and officers.

Badge

An insignia of fraternity/sorority membership worn by initiated members.

Bid

A formal invitation to join a fraternity/sorority.

Bid Day

The last day of recruitment when potential new members receive invitations (bids) to join a chapter.

Chapter

The local group of the larger national/international organization, represented by a special Greek letter name.

Panhellenic Dictionary

Continuous Open Bidding (COB)/Informal Recruitment

An opportunity for chapters that do not reach quota during recruitment to bid to quota and/or for chapters that are not at total to bid to total. The COB process is not as structured by the College Panhellenic Council, and only chapters with available spaces in quota/total are eligible to participate in COB.

Formal Recruitment

The recruitment period set aside by the Panhellenic Council for membership selection.

Intitation

The formal ceremony during which a new member begins full membership in a fraternity/sorority.

Single Intentional Preference

When a woman lists only one chapter on her membership recruitment acceptance binding agreement following preference round.

MRABA

Membership Recruitment Acceptance Binding Agreement (MRABA) - This is a binding agreement signed by a potential new member following the final preference event she attends during fully structured or partially structured recruitment. A potential new member agrees to accept a bid from any chapter she lists on her MRABA. If she receives a bid to a chapter she lists and declines it, she is ineligible to join another organization on that campus until the beginning of the next primary membership recruitment period. If she does not receive a bid to membership, she is eligible for open bidding.

Panhellenic Dictionary

New Member

A person who has accepted a bid, but has not yet been initiated

Values Based Recruitment

Focus on conversations between chapter members and potential new members by building authentic relationships based on shared values.

Philanthropy

Projects sponsored by fraternity/sorority chapters to raise money for an awareness about charitable causes and organizations Potential New Member (PNM)

PNM - Potential New Member

A college student who is interested in joining a Greek Organization and is taking part in the recruitment process.

Recruitment

The mutually selective process by which potential new members and fraternity/sorority members get to know each other for the purpose of membership.

Recruitment Counselor (Rho Gamma)

A sorority member who has disassociated from her sorority during recruitment so that she can assist PNM's who are interested in joining a sorority

Strict Silence

The period of time after a potential new member has signed a MRABA to the announcement of final bid when there is to be no communication between potential new members and sorority women

Code of Ethics

Potential New Member (PNM) Code of Ethics and Agreement of Mutual Respect at Pittsburgh State University College Panhellenic.

From the National Panhellenic Creed:

"We, as Undergraduate Members of women's fraternities, stand for maintenance of fine standards, for service through the development of character inspired by the close contact and deep friendship of individual fraternity and Panhellenic life. The opportunity for wide and wise human service, through mutual respect and helpfulness, is the tenet by which we strive to live."

This is accomplished by abiding by the following agreements:

- A PNM shall attend recruitment orientation and all membership recruitment events for which she receives invitations.
- Respect for the membership recruitment process is expected at all times. This includes respect toward chapter members, recruitment counselors, Panhellenic officers, faculty, staff and other PNMs. PNMs should refrain from sexist, homophobic, racist or otherwise abhorrent conversations.
- I understand my rights under the PNM Bill of Rights, and if I experience discrimination, I know how to report it to the College Panhellenic.
- Membership recruitment is a substance-free process. Women may not use or be in the presence of drugs and alcohol during the membership recruitment period. Violating this rule will result in immediate removal from the membership recruitment process.
- PNMs should be fully aware of the financial obligations of membership before accepting a bid. It is to the PNM's advantage to ask questions during recruitment events if there are questions about finances.
- PNMs agree to treat the chapter recruitment parties as confidential. PNMs will not record or share any content from recruitment events, whether in person or virtual. A breach of this agreement could result in disciplinary action.
- PNMs understand that if they sign a Membership Recruitment Acceptance Binding Agreement (MRABA) after the preference round, they are bound to that document and the chapter that extends them a bid. This means the PNM is ineligible for an invitation to membership from another NPC organization until the next primary recruitment on that campus.

Failure to abide by the abovementioned expectations will result in reviewing your status as a PNM. The first offense will result in a warning from Panhellenic recruitment staff. The second offense will result in being released from the Panhellenic recruitment process. If the Panhellenic recruitment staff determines the first offense to be severe enough, a PNM could be subject to an immediate release from the Panhellenic recruitment process.

Meet Your Rho Gammas



Addi



Allison



Emily



Emma




Emory



Evanne



Jentry



Kylie



Lexi



Lily



Lindsay




Olivia J



Olivia P



Olivia S



Treva

A Recruitment Counselor, better known as a Rho Gamma, is a sorority member who serves as a guide and resource for potential new members during the recruitment process. They act as a representative of Panhellenic and offer objective support and guidance. Your Rho Gammas have undergone extensive training, and are ready and excited to help you throughout the recruitment process - from the time you sign-up to the day you run home!

Schedule of Events

MONDAY, AUGUST 11 : HOUSE TOURS

9:00 AM - 12:00 PM: Residence Hall Move-In and Check-In at Horace Mann
1:30 PM - 2:00PM: Off-Campus Student Check-In at Grubbs Hall
2:00 PM - 2:45 PM: PNM Orientation and Parent Orientation - Grubbs Hall
3:00 PM - 6:30 PM: House Tours
6:30 PM - Dinner

TUESDAY, AUGUST 12 : SISTERHOOD ROUNDS

11:00 AM - 11:45 AM: Lunch at Gibson Dining Hall
12:15 PM: Meet in Jungle Lounge of the Overman Student Center
12:30 PM - 6:30 PM: Sisterhood Rounds
6:30 PM - Dinner

WEDNESDAY, AUGUST 13 : PHILANTHROPY ROUNDS

11:00 AM - 11:45 AM: Lunch at Gibson Dining Hall
12:15 PM: Meet in Jungle Lounge of the Overman Student Center
12:45 PM - 4:30 PM: Philanthropy Rounds
6:30 PM - Dinner

THURSDAY, AUGUST 14 : PREFERENCE ROUNDS

11:00 AM - 11:45 AM: Lunch at Gibson Dining Hall
12:15 PM: Meet in Jungle Lounge of the Overman Student Center
12:45 PM - 4:15 PM: Preference Rounds
4:15 PM: MRABA Signing
6:00 PM - Dinner at Gibson Dining Hall

FRIDAY, AUGUST 15 : BID DAY

4:15 PM: Bid Card Opening - location TBD
5:00 PM: Bid Reveal in the Oval

***Schedule is subject to change. All PNM's will be notified of any changes by their Rho Gammas.**

House Tours

WHAT IS IT:

You will get to see all 3 of the Panhellenic chapter houses while briefly meeting some active members

QUESTIONS YOU MAY BE ASKED:

Very brief conversations will happen on this day, things like your major, hometown, and light conversation is what you can expect on this day.

REFLECTION:

This is a very quick day, don't let it overwhelm you! Think about yourself possibly living in these houses one day, but continue to go into the whole process with an open mind.



WHAT TO WEAR:

This is very casual, and you will be walking so an athletic outfit is great. Tank tops, shorts, athletic rompers are great options!

Sisterhood Day

CONVERSATIONS IN SISTERHOOD:

This day you will talk with all 3 chapters. On this day you will get to have conversations with many active members about sisterhood in each chapter and why align so well with their chapter values.

QUESTIONS YOU MAY BE ASKED:

Today is about getting to know you and the chapter - questions like hometown, major, why Pitt State, and hobbies.

REFLECTION:

This day is about showcasing a chapter's sisterhood. What are you looking for in joining? What does it mean to be a sister?



WHAT TO WEAR:

Provided Panhellenic shirt, any bottoms of your choice. Jean shorts, skirts, athletic shorts, or jeans are most typically worn.

Philanthropy Day

CONVERSATIONS IN PHILANTHROPY:

This day consists of talking about each chapter's philanthropy and service. Be prepared to discuss any community service you engaged with/are performing currently. Today is a great day to talk about what you are passionate about -as chapters will be doing the same

QUESTIONS YOU MAY BE ASKED:

What type of community service have you engaged in and what did you learn from it? Could you provide an example from your past experiences of supporting a bigger cause?

REFLECTION:

What does it mean to be service-minded? Why do you think philanthropy is an important part of being a sorority member? How do you feel about collaborating with a group of people to serve others?



WHAT TO WEAR:

Attire is similar to what you would wear to church or a nice dinner. Appropriate clothing would be a dressier skirt, sundress, or romper.

Preference Day

CONVERSATIONS IN PREFERENCE:

Preference is your last chance to talk with chapters about the experience they offer and what it would look like to be a member of their sorority. Deeper conversations may open between you and active members.

QUESTIONS YOU MAY BE ASKED:

What do you want most from your sorority experience? Can you see yourself in this chapter? What other information do you need from our sorority to make your decision?

REFLECTION:

What factors are you relying on to make your decision? What did you learn most about yourself through this experience?



WHAT TO WEAR:

This is the most formal day of recruitment. You should consider wearing what you would wear to a summer wedding or to an important ceremony.

Bid Day

WHAT TO EXPECT:

New members will meet to open Bid Cards with all Rho Gamma groups. After cards are opened, there will be a line where new members run home to their chapter. All three chapters will be in the oval ready to take their new sisters home.

WHAT TO WEAR:

Be comfortable! Shorts, jeans, tennis shoes, sandals, etc are all acceptable. Be mindful that you may be walking a lot. Chapters will provide a bid day shirt to each potential new member. Be mindful of what you wear to bid day as you will be changing shirts.



TIPS FROM PANHELLENIC

QUESTIONS YOU MAY BE ASKED

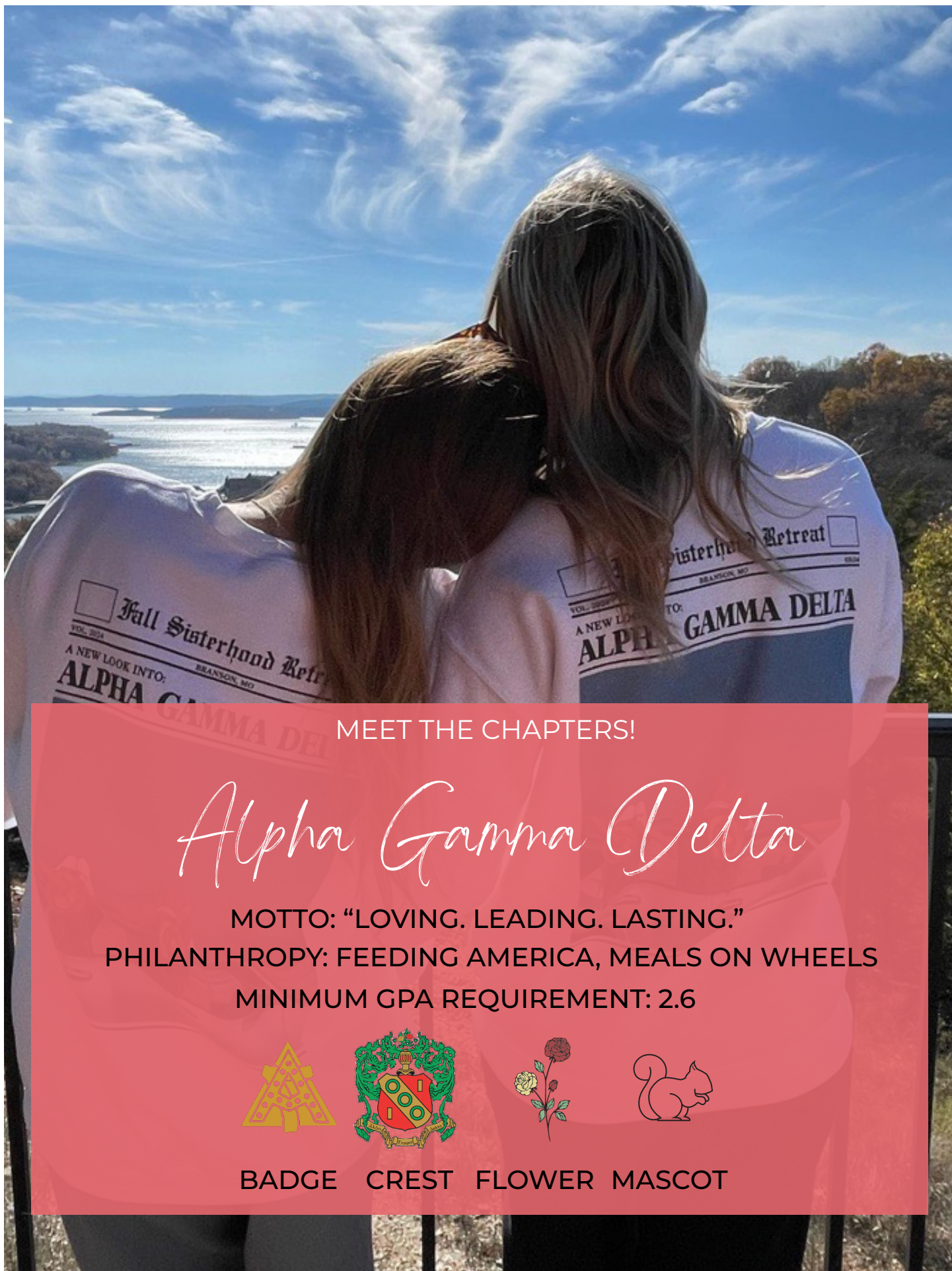
- Why did you choose Pittsburg State University?
- What is the greatest strength you will bring to a group?
- What are your values?
- How do you plan on getting involved on campus?
- Who are your role models?

QUESTIONS YOU SHOULD ASK

- What is expected of sorority members?
- How has your sorority helped you?
- What makes your chapter different from the others on campus?
- Are women involved in other campus organizations?
- What are the expectations of new members?

ADVICE FROM RHO GAMMAS

1. Don't be afraid to ask questions. Your Rho Gammas, Panhellenic Executive Team, and all of the women recruiting have been in your position and are here for you.
2. Ask as many questions as you need to feel comfortable! Keep an open mind. Your experience with a chapter is not the same as someone else's - and that's ok!
3. Be respectful. Remember that you are going to be around people for most of the week. Be cautious of what you say about chapters and other women. You never know the impact your words have.
4. Be YOURSELF. This week is for you to find your future sisterhood, don't feel pressured to follow the pack.



MEET THE CHAPTERS!

Alpha Gamma Delta

MOTTO: "LOVING. LEADING. LASTING."

PHILANTHROPY: FEEDING AMERICA, MEALS ON WHEELS

MINIMUM GPA REQUIREMENT: 2.6



BADGE CREST FLOWER MASCOT



MEET THE CHAPTERS!

Alpha Sigma Alpha

MOTTO: "ASPIRE. SEEK. ATTAIN."

PHILANTHROPY: SPECIAL OLYMPICS, GIRLS ON THE RUN

MINIMUM GPA REQUIREMENT: 2.7



BADGE CREST FLOWER MASCOT



MEET THE CHAPTERS!

Sigma Sigma Sigma


MOTTO: "FAITHFUL UNTO DEATH."

PHILANTHROPY: ROBBIE PAGE MEMORIAL, MARCH OF DIMES

MINIMUM GPA REQUIREMENT: 2.5



BADGE



CREST



FLOWER



MASCOT

FREQUENTLY ASKED QUESTIONS

HOW MUCH DO SORORITIES COST?

Answer: Please see the following pages for information on each chapter's financial and living requirements for the chapter house.

CAN YOU BE INVOLVED ON CAMPUS OR HAVE A JOB WHILE BEING IN A SORORITY?

Answer: It's encouraged to be involved in something other than your chapter to help you cultivate your relationship skills, and personal development! There is a benefit in sharing your personal talents in different organizations and different causes.

WHAT DO I DO IF I WANT TO JOIN A PARTICULAR SORORITY?

Answer: Limiting yourself to one chapter devalues the reason we are here and can ultimately lead to your disappointment in the recruitment process. You are encouraged to keep an open mind and listen to all the chapters. Find the chapter that aligns with your values and is the best fit for you! Your happiness is worth it!

DO CHAPTERS HAZE?

Answer: PSU's fraternity/sorority community has a zero-tolerance policy against hazing. Pittsburg State University prohibits student organizations from engaging in hazing of another person for the purpose of initiation or admission into or affiliation within any organization operating under the sanction of the University. Hazing includes, but is not limited to, any action, activity or situation which recklessly, negligently or intentionally endangers the mental or physical health, welfare or safety of a person or exposes a person to extreme embarrassment. It is presumed that hazing is a forced activity regardless of the apparent willingness of an individual to participate in the activity. You can report incidents of hazing on PSU's website: <https://cm.maxient.com/reporting.php?PittsburgStateUniv>



Financial Transparency Form

Sorority: Alpha Gamma Delta

Campus: Pittsburg State University

Chapter Fees

I. New Member Term Fees: \$ 917

NOTE: All items included in the New Member Fees (above) are listed and itemized in the chart below. The items will vary for each sorority. The amount for each term should be all-inclusive.

Inter/National fee:	\$275
Sisterhood events:	\$100
Social/special events:	\$80
Philanthropy:	\$30
Badge or onetime initiation fee:	\$60
T-Shirts/apparel:	\$
Meal plan:	\$
Parlor fee:	\$125
Technology fee:	\$19
Other: Property Support Fee (one time)	\$220
Other: Reserve Fund	\$8
Amount due within 24 hours of bid acceptance (Bid Day):	\$85
Amount due before initiation:	\$832

II. Members Residing IN HOUSE: Fall \$ 2,550 Spring \$ 2,420

NOTE: All items included in the academic terms (above) are listed and itemized in the chart below. The items will vary for each sorority. The amount for each term should be all-inclusive.

Inter/National fee:	\$95
Sisterhood events:	\$96
Social/special events:	\$95
Philanthropy: Fall Only	\$30
T-Shirts/apparel:	\$
Meal plan:	\$
Parlor fee:	\$
Technology fee:	\$19
Other: Damage Fee – Fall Only	\$100
Other: Reserve Fund	\$5
Other: Rent	\$2110

Sorority residency requirement: Certain officers (President, VP Finance and Director of Property) and most 2nd year members are required to live in the house to meet the occupancy requirement of 22 Live In Members. Exceptions are granted for women who are from Pittsburg and living at home.



III. Members Residing OUT OF HOUSE: Fall \$ 500 Spring \$ 500

NOTE: All items included in the academic terms (above) are listed and itemized in the chart below. The items will vary for each sorority. The amount for each term should be all-inclusive.

Inter/National fee:	\$95
Sisterhood events:	\$128
Social/special events:	\$128
Philanthropy:	\$30
T-Shirts/apparel:	\$
Meal plan:	\$
Parlor fee:	\$125
Technology fee:	\$19
Other: Reserve Fund	\$5
Other	\$
Other	\$

Financial Assistance

Describe payment plan options if applicable: Members can pay the entire semester in one lump sum in August or January or opt to have 5 payments due Aug, Sept, Oct, Nov, Dec for fall semester and 5 payments Jan, Feb, Mar, Apr, May for spring semester. We do not bill members in June and July nor do we charge rent in those months. Rental contracts are a 10 month term.

Regardless of which payment plan the member chooses we will charge back any transaction fees such as the 3% credit card fee incurred by their method of payment. We will bill these quarterly in November, February and May. Members can avoid transaction fees by setting up ACH debit from their account. The VP of Finance can assist with this.

Financial Transparency Form

Sorority: **Alpha Sigma Alpha**
Campus: **Pittsburg State University**

Chapter Fees

I. New Member Term Fees: **\$589.15**

NOTE: All items included in the New Member Fees (above) are listed and itemized in the chart below. The items will vary for each sorority. The amount for each term should be all-inclusive.

Inter/National fee:	\$ 121.00
Sisterhood events:	\$6.00/semester
Social/special events:	\$2.80/semester
Philanthropy:	\$7.00/semester
Badge or onetime initiation fee:	\$189.00
T-Shirts/apparel:	\$ Optional
Meal plan:	\$-
Parlor fee:	\$30.00/month
Technology fee:	\$15.00
Other:	\$
Other	\$
Amount due within 24 hours of bid acceptance (Bid Day):	\$0
Amount due within 72 hours of pledging:	\$176.83

II. Members Residing IN HOUSE: **Fall \$ 1,776.64 - Spring \$ 1,776.64**

NOTE: All items included in the academic terms (above) are listed and itemized in the chart below. The items will vary for each sorority. The amount for each term should be all-inclusive.

Inter/National fee:	\$101
Sisterhood events:	\$6.00/semester
Social/special events:	\$2.80/semester
Philanthropy:	\$7.00/semester
T-Shirts/apparel:	\$ Optional
Meal plan:	\$Breakfast is included in dues
Parlor fee:	\$30/month
Technology fee:	\$15
Rent:	\$2,900
Other	\$
Other	\$

Sorority residency requirement: We require each member to live in the sorority house sophomore year until the house is at capacity. Housing contracts are for 10 months.

III. Members Residing OUT OF HOUSE: **Fall \$ 446.64, Spring \$ 446.64**

NOTE: All items included in the academic terms (above) are listed and itemized in the chart below. The items will vary for each sorority. The amount for each term should be all-inclusive.

Inter/National fee:	\$101
Sisterhood events:	\$6.00/semester
Social/special events:	\$2.80/semester
Philanthropy:	\$7.00/semester
T-Shirts/apparel:	\$ Optional
Meal plan:	\$-
Parlor fee:	\$30/month
Technology fee:	\$15
Other:	\$
Other	\$
Other	\$

Financial Assistance

Describe payment plan options if applicable:

All members must pay on the 28th of each month. To help some women we have payment plans throughout the month, so it is not a large amount at once. However, if members pay after the 28th they will receive a late fee.



Financial Transparency Form

Sorority: Sigma Sigma Sigma

Campus: Pittsburg State University

Chapter Fees

I. New Member Term Fees: \$ 778.75

NOTE: All items included in the New Member Fees (above) are listed and itemized in the chart below. The items will vary for each sorority. The amount for each term should be all-inclusive.

Inter/National fee:	\$ 225.00 (fall)
Sisterhood events:	\$ 3.75
Social/special events:	\$ 45.00
Philanthropy:	\$ 10.00
Badge or onetime initiation fee:	\$ 160.00
T-Shirts/apparel:	\$ optional
Meal plan:	\$ 0
Parlor fee:	\$ 200.00
Technology fee:	\$ 0
Other:	\$ 85.00
Other	\$
Amount due within 24 hours of bid acceptance (Bid Day):	\$ 0
Amount due within X days of pledging:	\$ 0

II. Members Residing IN HOUSE: Fall \$ 2,500 Spring \$ 2,275.00

NOTE: All items included in the academic terms (above) are listed and itemized in the chart below. The items will vary for each sorority. The amount for each term should be all-inclusive.

Inter/National fee:	\$ 225 (Fall)
Sisterhood events:	\$ 3.75
Social/special events:	\$ 45.00
Philanthropy:	\$ 10.00
T-Shirts/apparel:	\$ optional
Meal plan:	\$ 0
Parlor fee:	\$ 0
Technology fee:	\$ 0
Other: Rent	\$4,250
Other	\$
Other	\$

Sorority residency requirement: 1 year. Housing contracts last from August to May, and are paid yearly or by semester, not monthly.



III. Members Residing OUT OF HOUSE: Fall \$ 375 Spring \$ 150

NOTE: All items included in the academic terms (above) are listed and itemized in the chart below. The items will vary for each sorority. The amount for each term should be all-inclusive.

Inter/National fee:	\$ 225.00 (fall)
Sisterhood events:	\$ 3.75
Social/special events:	\$ 45.00
Philanthropy:	\$ 10.00
T-Shirts/apparel:	\$ optional
Meal plan:	\$ 0
Parlor fee:	\$ 200
Technology fee:	\$ 0
Other:	\$
Other	\$
Other	\$

Financial Assistance

Describe payment plan options if applicable

Parlor dues can be paid upfront or monthly. Local dues and national dues can be paid either upfront or in 3 separate payments. There is also the possibility to be put on special considerations, which can involve any financial exemption and is decided on by the Chapter President and Director of Chapter Finance on a case-by-case basis.



Financial Definitions

Member Organization Fees

Badge fee:	Each member organization has a badge/pin. Some organizations require a member to purchase a badge and others include it in the initiation fee. Badges may be very simple or jeweled. If a member is purchasing her badge, she determines how much or little she would like to spend.
Per capita fee:	Fee paid to inter/national organization per member to support overall sorority operations.
Technology fee:	These funds support the member organization database, social media and other technologies.

Chapter Fees

Assessment:	A chapter may vote to support an activity/event/cause that is not included in the chapter budget and the expense would be assessed per member.
Campus obligation	These funds are used when a chapter is asked to donate funds to other organizations and/or fundraising opportunities on campus.
Chapter dues:	These monies fund member activities including programming, recruitment, chapter supplies and chapter operations.
Composite:	An annual photograph is taken of each chapter's membership. This expense can be included in chapter dues or billed separately.
Initiation fee:	Fee paid to finalize initial membership in the organization.
Liability/risk management insurance:	This fee covers insurance-related costs for the safety of members, their guests and sorority property. Funds may also be used for special programming relating to risk management concerns on campus or within the chapter.
New member fee:	Fee paid to establish membership in the organization.
Panhellenic dues:	These funds are used to support Panhellenic operations. Examples of items that may be included in the Panhellenic budget are attending conferences, office operations, marketing and electronic media.
Parking permit:	Parking is typically limited at chapter houses. Spaces are allocated by each chapter to members based on criteria set by the leadership and/or chapter corporation.
Philanthropy fee:	Philanthropy fee: Each chapter has a philanthropy and some have local causes they support. This fee can be included in chapter dues or billed separately.
Purchase fund:	This fund is set up at the beginning of each term to pay for things not included in chapter dues. It may be used to purchase T-shirts, sorority paraphernalia or attend optional social functions.
Social fees:	Social functions not included in chapter dues are billed out individually based upon the cost of event(s).

Facility Fees

House corporation fee:	These funds are used to support chapter property and physical plant. Often this is a one-time fee paid prior to initiation.
Parlor/House usage fee:	The entire membership has access to the house and thus the property is subject to a great deal of wear and tear. This fee is used primarily for care and maintenance of the property and furnishings in the common areas of the chapter facility.
Security fee:	Special security staff may be employed to protect chapter property, members and guests. Typically, all members, not just those living in the house, would be asked to help cover this expense.



We can't wait to welcome you home!

- 2025 Panhellenic Executive Board

