

MUSIC*131
Beginning Class Piano

DIAGNOSTIC EXAM

Student Packet

MUSIC 131

Beginning Class Piano

Diagnostic Exam

This class is the first in a series of four semesters of Class Piano offered at Pittsburg State University. This particular class is designed for students who have had two years or less of previous piano instruction. The sequence of these four semesters is as follows:

Fall: Music 131

Spring: Music 132

Fall: Music 231

Spring: Music 232

The required text for this class is:

E.L. Lancaster / Kenon D. Renfrow: Group Piano For Adults, Second Edition, Alfred Publishing Co.

Chapters 1 through 7 are covered during this first semester.

Students who wish to try to quiz out of this class need to take this diagnostic exam:

All Major 5-Finger Scales – memorized

All minor 5-Finger Scales – memorized

All Major Chords – memorized

All minor Chords – memorized

Play “Toccatina” – 2 pages, included in this packet


Play p. 102 – “Reading”, included in this packet

Play one other piece of the student’s choice, something worked on in the past

Sight-Read – Examples of difficulty are included in this packet

In order to quiz out of this class, the student needs to pass with a score of 85%. A teacher can evaluate the student's skills, and will make a recommendation as to whether the student should enroll in this class, or wait until the next semester for the next class. An interview time can be set up, either during the summer, or the first week of school in the fall semester.

Solo Repertoire

 This time signature is **alla breve**, sometimes called "cut time."
This indicates $\frac{2}{2}$ time. Count *one* for each half note, etc.

Music 131


Before playing:

- Map the piece using *D.C. al Fine* and *Fine*.
- Locate and mark the measures where both hands change to a different position.
- Tap the rhythm with both hands.

While playing:


- Maintain a staccato touch throughout the piece.
- Observe the dynamics for an exciting performance!

TOCCATINA

 3-32

Fast

E. L. Lancaster



17

3 1 4 2 1 5

f

f

Fine

21

3 1 3 1 3 1 3 5

p subito (suddenly)

25

3 1 3 1 3 5

mp

29

3 1 3 1 3 5

mf

33

4 1 5 5

f

ff

D. C. al Fine

Identify the key of each example. Use the indicated tempo, dynamics and articulation as you play these exercises.

Use the following practice directions:

1. Tap RH and count aloud; then LH.
2. Play hands separately and count aloud.
3. Tap hands together and count aloud.
4. Play hands together and count aloud.

Music 131

4-11

Moderato

1. *mp*

5

► Transpose to G major

4-12

Andante

2. *mf*

5

f *mf rit.*

Maestoso

3.

5

► Transpose to A major.

Moderato

4.

5

► Transpose to C major.

ETUDE

Allegretto

Carl Czerny (1791-1857)

5.

► Transpose to F major.

Music 131

Sight Reading

Identify the key of each example. Use the indicated tempo, dynamics and articulation as you play these exercises.

Use the following practice directions:

1. Tap RH and count aloud; then LH.
2. Play hands separately and count aloud.
3. Tap hands together and count aloud.
4. Play hands together and count aloud.

Student Packet

STUDY

3-33

Ferdinand Beyer (1803-1863)
Op. 101, No. 43

Moderato

1. *mf*

5

► Transpose to F minor.

3-34

Moderato

2. *f*

5

► Transpose to A minor.