

Pittsburg State University
High School Art Day
November 17, 2016 9am-2:30pm

MAKE GREAT ART. MAKE MEANINGFUL LIVES.

Twelve Workshops: Designed and delivered by PSU Art Majors:
Hands On. Supplies Provided. Two one-hour workshop choices per student.

One Juried Exhibit: Two Judges. Each student brings one artwork.
On site critique for winning artworks in categories:
Best of Show, 2D, 3D, Visual Storytelling and Illustration

REGISTRATION OPENS OCTOBER 17 @ 7:00 am

Request Registration Materials and Information by October 10, 2016
Registration caps at 200 students. There will be no late registrations.
We must account for Supplies, Safety and Seating.

Official Information Email and Correspondence:

psuhighschoolartday@gmail.com
620-235-4302

Workshops

Automatism | Robby Raio

Worldbuilding | Elliecia Hall

Character Design | Will Cowley

Matting and Framing | Molly McVey

Portraits | Luis E. Calderon

Watercolor | Mattie Parrigon

Moldmaking and Slipcasting | Whitney Reeves

GIF Making | Brittney Walton

Mural Design | Brianna Harris & Aaron Skapik

Bubble Prints | Lauryn Hastert

Book Stitching and Binding | Hannah Coward

Wire Wrapped Gifts | Leah Rogers



Robert Raio | Southern California | 3D Studio Art Major

Automatism Drawing Workshop: Creating Art Inspiration from Doodles

I originally am from Southern California. I have lived in various places mainly on the west coast and abroad. I ended up here in south east Kansas where I found myself pursuing higher education in Art.

Someone might ask why Automatism and drawing for a workshop when I am a 3 dimensional major? Well, I found doodling of an importance. It can be a challenge to find inspiration for artwork. Automatism along with drawing and imagination will spark creation and this isn't just limited to 2 dimensional work, it can be done with 3 dimensional mediums too.

The participants in the work shop will experiment with automatism. Utilizing their imagination, they will create art from within their doodles. The participants then will work in a group to combine their work into one composition.

Elliecia Hall | Hanford, California | Illustration Major


World Building

When an artist takes on an illustration project, one planning aspect that tends to be overlooked is world building. In this workshop you will learn how to take your basic comic setting and expand it into a unique, imaginative world. You can learn a lot from each other. Through group discussion and private work, you will design the basic infrastructure of an imaginary society, and then sketch a landscape within that society.

World Building Questions

- Who makes the food?
- Who transports and distributes the food?
- If your world has modern utilities, are they widespread or only for the rich? For that matter, do utilities have to be modified to work in your world (for example, electric lines with anti-magic coating)?
- What happens to trash?





Warner Bros. Inc.

Will Cowley III | Baldwin City, KS | Illustration Major

Character Creation and Design

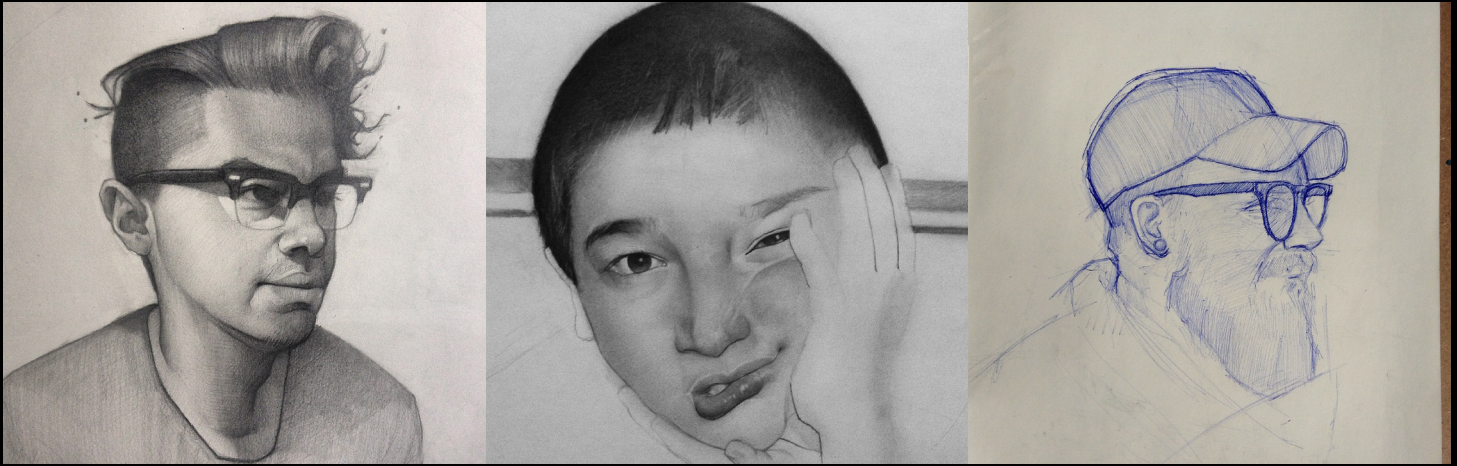
This workshop is going to be focused on the process in which an artist creates a character. While a good story is an important part of comics or animation, well designed characters are just as important. During this workshop we will discuss everything from target audiences and character sheets, to designing and developing the character overall, and we will also practice brainstorming. Along with that, we will discuss pitfalls to avoid in designing characters, body forms and shapes used in cartoon or realistic characters, and tactics that will help streamline the artist's growth in creativity, imagination, and overall quality of work in this field and help you stand out from competing artists.

Molly McVey | Overland Park, KS | 2D Studio Art Major

How to Mat and Frame Artwork

In this workshop students will learn how to successfully display their artwork to the public. They will be shown various ways on how to do this, and leave with their very own drawing in a window mat. They will create their own small drawing, then measure and place it into the window mat. Students will learn the importance of the location and size of the window within the mat and how to properly "weight" it. The students will also be shown the materials and equipment used to cut mat board and to frame pieces.





Luis E. Calderon | Kansas City, MO | Illustration Major

Portrait Drawing

In this workshop I plan to teach students the basics of putting together a portrait. In the beginning, we learn the principal shapes that are seen within a portrait and discuss their importance in creating form. We will then briefly discuss proportion and shading. To finish the shop students will apply what they have learned by drawing from a live model. The discussions will only be brief so that students have time to complete a fairly finished portrait.

Mattie Parrigon | Pierce City, MO | Commercial Art Major

Watercolor: Fresh, Fun, and Fast

Watercolor is a versatile medium that can produce a variety of interesting effects—from soft and delicate, to bold and fresh. It is an unpredictable and expressive medium, which makes it one of the most exciting of all! This workshop will focus on enhancing pencil or ink drawings with a fresh layer of color. The students will learn basic watercolor techniques and apply them to still life drawings done in the workshop. Learning these techniques will allow students to bring volume and color to flat pieces.







Whitney Reeves | Chanute, KS | 3D Ceramics Major
Slip Cast and Mold Making


Slip casting opens up endless possibilities for creativity with clay. Slip casting allows an artist to create multiple pieces with consistency. This process can speed up and create hollow objects with ease. The steps that are required when making a cast or mold is to create the original object so that it can be used for the plaster to rest over to create your mold. Once the mold has set up you can remove the the clay and use slip to create thin light weight pieces, many times over. The purpose of this workshop is to have the students make their own molds and process so that they have another technique available to them when making a ceramics piece.

Brittney Walton | Bartlesville, OK | Commercial Art Major
GIF Art: Art that Comes to Life

The internet is becoming more and more popular (and necessary) for artists every day. What better way to create a unique presence on the internet than with GIFs?

This workshop will teach the basics of making GIFs in photoshop. We will walk through making a basic GIF together, and talk about different possibilities of using traditional and digital medias in GIF art.





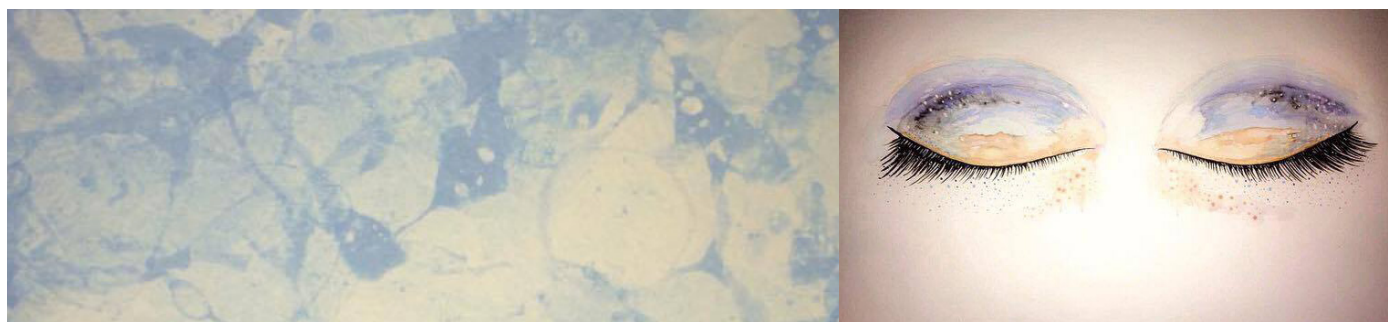
Brianna Harris | Philadelphia, PA | 2D Studio Art Major
Aaron Skapik | Dayton, OH | General Studies Major

Mural Design

Creating a mural is a process that allows diverse backgrounds to come together to create something worth being proud of. Creating a mural is a process unlike most works of art. It takes communication, teamwork, and creativity. You as an artist will feed off of one another, learn each other's weaknesses and strengths, and end up with a finished project all can be happy with. This workshop will focus on unleashing your creativity as a group and working on a large scale painting. The students will build off of the painting skills they already have and apply it to a large scale piece they have chosen. We will present murals from around the world in order to ignite a creative spark, then allow the students to choose from two drawings we will have pre transferred on large scale paper. Learning these skills will allow students to understand different painting techniques from their peers and bring volume to their work.

Lauryl Hastert | Garnett, KS | 2D Studio Art Major
Bubble Prints

This workshop will show students how to take water, dish soap, and watercolor to make their own bubble print. In this workshop you will learn how versatile watercolor can be and how you can create new ideas with it! I had never heard of anyone doing this technique before and went out on a limb to test it out, and it worked! "Testing things out" in the art world is important, because you never know what you'll be able to create unless you go for it!





Hannah Coward | Coffeyville, KS | 2D Studio Art Major

Bookart Stitching and Binding

Students will learn a variety of book structures. We will stitch simple folded books to complex stitches. You will have the opportunity to learn to create a stab-binding, coptic stitch, and stitched web with dangles. A book can be anything that is bound together it is up to you to create whatever you can imagine. Whether you are a 3D or 2D artist Bookart can benefit you. Students interested in 3D might build something sculptural. While 2D artists can make their own book for sketching. Skills will be applied directly. Taught through a series of demonstrations and hands on experience. Students will create individual projects materials will be supplied.

Leah Rogers | Girard, KS | 3D Studio Art Major

Wire Wrapped Gifts

Wire is the unsung hero of the jewelry world. It's one of the most versatile tools at one's disposal; it can be used to make anything from jump rings to weight bearing pendants. This workshop will focus on using wiring to create pendants and earrings. The students will leave the workshop comfortable enough to replicate and even aesthetically alter the technique for future endeavors.





PSU High School Art Day Exhibit Jurors

Mercedes Brink is an art educator and artist living in Bentonville, Arkansas. Graduating in 2015 as a double major in Art Education and Psychology, Brink works with the aim of bridging creative pathways to everyday life for her students at R. E. Baker Elementary. Her own work manifests in the mediums of illustration and ceramic sculpture.

Ross Schartel is a sculptor and art historian living in Kansas City, Missouri. Graduating with a degree in history with a minor in art Schartel is currently researching the work of mid-century color theorist and painter Robert Clark Nelson. Schartel works in a variety of mediums including sculpture, ceramics, and fiber. He graduated from PSU in 2014.