

# PSU Pre-Physical Therapy Student Orientation

## October 28, 2008






### Purpose of the Orientation

This is an orientation for Pre-Physical Therapy students at PSU, especially those that are assigned to new advisors due to being newly college-bound, declaring or changing a major, changing the emphasis area within the biology major or transferring to PSU from another institution. Therefore, everyone here will get the information needed to be brought up to speed on how to more efficiently proceed through the Bachelor's of Science Degree in Biology with Pre-PT emphasis.

### Guest Speaker

Teresa Franklin, PT Coordinator, In-Patient Rehabilitation Center, Mount Carmel Hospital

### Biology Faculty that Advise Pre-PT Students

 <p>Dr. Joe Arruda</p> <p>HW 323 235-4738 jarruda @pittstate.edu</p>	 <p>Dr. Peter Chung</p> <p>HW 303 235-4636 pchung @pittstate.edu</p>	 <p>Dr. Cynthia Ford</p> <p>HW 321 235-4728 cford @pittstate.edu</p>	 <p>Dr. Hermann Nonnenmacher</p> <p>HW 324 235-4977 hnonnenm @pittstate.edu</p>	 <p>Dr. Neal Schmidt</p> <p>HW 304 235-4737 nschmidt @pittstate.edu</p>
---	---	---	---	--

### Pittsburg State University Bachelor's of Science in Biology Pre-Physical Therapy Emphasis

#### THE GUIDE

A. Introduction . . . . .	1
B. FAQ - About PSU Pre-PT . . . . .	1
C. 2007-2009 University Catalog . . . . .	2
D. Careers in Physical Therapy . . . . .	4
E. FAQ - About DPT Programs . . . . .	5
F. Physical Therapy Program Application Process . . . . .	7

# Pittsburg State University Bachelor's of Science in Biology Pre-Physical Therapy Emphasis

(<http://www.pittstate.edu/department/biology/prept.dot/>)

## A. Introduction

The Biology Department program is a pre-professional program in physical therapy. The curriculum includes these courses needed to qualify for a BS in Biology and those needed for admission into Physical Therapy Graduate Programs at other universities, including Kansas University and Wichita State University.

Graduate PT programs require a BS degree, but not necessarily a biology degree. However, since there are many science requirements, it is difficult to get a non-biology degree in four years and still meet the PT course requirements. For example, the PSU Athletic Department offers a BS degree in athletic training. That degree is teacher-oriented rather than science-oriented and more time (semesters) may be required to obtain all the graduate PT admission requirements.

This is an information and orientation source for high school or transfer students seeking information about Pre-Physical Therapy at PSU as well as for those changing their major to Biology or changing the emphasis area within Biology. Everyone here will get the information needed to be brought up to speed on how to more efficiently proceed through the Bachelor's of Science Degree in Biology with Pre-PT emphasis in the Biology degree program.

*General Curriculum Information: Pre-Physical Therapy Curriculum - B.S. in Biology with emphasis in Pre-PT*

Students usually select a minor in chemistry, psychology or physical science (20 hrs); rarely athletic training (28 hrs) or recreation (21 hrs). A Physical Science Minor is automatic with our set Pre-PT curriculum. A normal course load is around 16-credit hours/semester. The curriculum is a 4 year degree. Freshmen will take one biology course plus one chemistry or physics course per semester, maybe one summer to finish the degree in 4 years. Fill in the schedule with General Education Courses, but save a few Gen Ed courses for the end of your degree since you will need to get out of Heckert-Wells Hall occasionally. Transfer students as entering juniors will need to take two biology courses plus chemistry or physics course per semester with most likely one summer to finish the degree in 2 PSU years. This will be very busy for you since you are doubled-up on the science curriculum to finish on time. Keep in mind that mainly lower division courses are offered over the summer, so it may be to your advantage to take summer classes as a Freshmen or Sophomore!

## B. FAQ - About PSU Pre-PT

### 1. Which catalog do I use?

PSU assigns a catalog year based on when you first took a college-level course. Freshmen entering Fall 2008 will probably be assigned the 2007-2009 catalog.

### 2. Who is my advisor?

The Biology office will assign an advisor to you from those Biology faculty who advise pre-PT students. GUS will have this information when it is available. Advisors are here for you and provide: help, moral support, letters of recommendation, advice, insight, and guidance.

### 3. What courses do I take? When do I take them?

See the catalog information below in Section C.

### 4. How do I prepare for enrollment?

If you are planning to enroll here as a new student (either new freshmen or transfer), the Office of Admissions will have that information for you. During the enrollment process, you will meet with a faculty member.

If you are an existing student, then you probably already know the scoop:

- check your degree audit on GUS and the course schedule for the coming semester
- double-check your curriculum
- prepare a draft schedule
- sign up for a conference appointment with your advisor
- show up and discuss things
- pre-enroll at the designated time

### 5. How do I apply for physical therapy school?

Read the "Physical Therapy Program Application Process " in Section F of this document.

6. How do I find out more about physical therapy careers?

Read about "Careers in Physical Therapy" on our web site. Contact a physical therapist and ask about the job, plan a visit.

7. How do I graduate?

- Do well in your courses!
- Be sure to have an official degree audit done by the Registrar's Office at the end of your Junior year (85 hours passed).
- Pay your graduation fees (One more hoop to jump!)

**C. 2007-2009 University Catalog: Bachelor of Science (Biology Major with Emphasis in Physical Therapy)**

<b>General Education Requirements *</b>	<b>Hours</b>
<i>Basic Skills**</i>	12
General Education Electives	26-32
Sciences***	0
Social Studies	3
Political Studies	3
Producing and Consuming****	5-6
Fine Arts and Aesthetic Studies	2-3
Cultural Studies	3-5
Health and Well-Being	4-6
Human Heritage#	6
	<b>38-44</b>
 <i>Biology Core</i>	
BIOL 211 Principles of Biology I	4
BIOL 212 Principles of Biology II	4
BIOL 311 Cell Biology	3
BIOL 322/323 Genetics/Laboratory	5
BIOL 330 Principles of Ecology	3
BIOL 371/372 General Microbiology/Laboratory	5
BIOL 656/657 Human Physiology/Laboratory	5
BIOL 699 Senior Seminar and Assessment	1
	<b>30</b>
 <i>Other Required Biology</i>	
BIOL 660 Human Anatomy and Dissection	5
Other Biology Electives	5
	<b>10</b>
 <i>Required From Other Departments</i>	
CHEM 215/216 General Chemistry I/Laboratory	5
CHEM 225/226 General Chemistry II/Laboratory	5
CHEM 320/326 Introductory Organic Chemistry/Laboratory	5
HHP 260 First Aid and CPR	2
MATH 122 Plane Trigonometry	3
PHYS 100/130 College Physics I/Elementary Physics	5

Laboratory I	
PHYS 101/131 College Physics II/Elementary Physics Laboratory II	5
PSYCH 263 Developmental Psychology	3
PSYCH 571 Abnormal Psychology	3
	36
<i>Minor and other electives</i>	4-10
Physical Science minor included in above hours. Other minors will need more hours.	
<b>TOTAL</b>	<b>124</b>

\* Courses must be taken from the list approved by the General Education Committee.

\*\* Use MATH 143 Elementary Statistics.

\*\*\* General education sciences are satisfied by course requirements in biology (BIOL 211) and chemistry (CHEM 215/216).

\*\*\*\* Use CSIS 130 Computer Information Systems.

# Use PHIL 105 Ethics.

**Note:** This curriculum will meet the requirements at Kansas University and Wichita State University for admission to the Master of Science program.

**Note:** Other professional school requirements include: three recommendations, personal interview, grade point average of 3.00+, Graduate Record Exam, and clinical observation experience.

**Note:** Additional Requirements for Wichita State University. Choose three hours after meeting PSU general education requirements from: art, music, theatre, literature, history, foreign language, or philosophy. Choose three hours after meeting PSU general education requirements from: geography, women's studies, psychology, political science, or sociology.

**Note:** Required to complete HHP 464 Physiology of Exercise, 3 hours.

**Note:** Other recommended course areas: business/management, physiology/psychology, kinesiology, muscle/nerve physiology, biochemistry, embryology.

**Note:** Recommended minors include: psychology, recreation, physical science (built-in), chemistry.

### **Some suggestions to make your life easier in the Pre-PT Emphasis:**

- Freshman entry into Principles of Biology I and II should be with an ACT score of at least 23, otherwise start in General Biology + Lab (BIOL 111/112)
- Anatomy and Physiology + Lab (BIOL 257/258) is not for Biology Majors, take something else as an elective!
- Biological/Medical Terminology (BIOL 410) is required for WSU, but helpful for everyone.
- Recommended course order for Sophomore/Junior Classes:
  - General Microbiology + Lab (BIOL 371/372)
  - Genetics + Lab (BIOL 322/323)
  - Cell Biology (BIOL 311)
  - New Medical Ethics Course (PHIL 111) or Ethics (PHIL 105) required for WSU, recommended for KU. New upper division Bioethics class in Biology Department won't count for General Education credit but will be useful.
  - Physiology of Exercise is required for WSU, only recommended for KU.
  - Kinesiology (HPER 375) is recommended by KU.
  - Developmental Biology (BIOL 650) or Developmental Psychology (PSYCH 263) is required for KU.

- CPR and First Aid-CPR Certification; watch your re-certification time.
- Human Dissection (BIOL 660) and lowered course load, expect 16-18 hours per week outside of class for dissecting in blocks of 2-3 hours minimum and we're not kidding!!!
- Additional Recommended or Required Prerequisites- This Can Change! Check the curriculum requirements of your intended PT program. This is your responsibility, especially if you go to an out-of-state school!

#### And Remember to:

- Contact local PT's for scheduling observation hours and request a form be filled out on the number of hours you observe. KU requires 32 hours of observation, 16 of which need to be in a hospital, WSU requires 20 hours of observation in total. Always chart your own observation hours since personnel change jobs and this will make it easier on the person verifying your observation hours for your applications.
- Get a variety of PT experiences: Critical Care, Geriatrics, Pediatrics, Outpatient, Home Health, School, Sports/Athletic, and Hospice. FYI: The essay topic for the KU application this year addresses this topic of multiple exposures in the fields of PT and you impressions of the variety!

#### D. Careers in Physical Therapy

American Physical Therapy Association  
(<http://www.apta.org/>) - Background Sheets 2008

##### *THE PHYSICAL THERAPIST*

Physical therapists (PTs) are health care professionals who diagnose and treat individuals of all ages, from newborns to the very oldest, who have medical problems or other health-related conditions that limit their abilities to move and perform functional activities in their daily lives. PTs examine each individual and develop a plan using treatment techniques to promote the ability to move, reduce pain, restore function, and prevent disability. In addition, PTs work with individuals to prevent the loss of mobility before it occurs by developing fitness- and wellness-oriented programs for healthier and more active lifestyles. Physical therapists provide care for people in a variety of settings, including hospitals, private practices, outpatient clinics, home health agencies, schools, sports and fitness facilities, work settings, and nursing homes. State licensure is required in each state in which a physical therapist practices. All PTs must receive a graduate degree from an accredited physical therapist program

before taking the national licensure examination that allows them to practice. The majority of programs offer the doctor of physical therapy (DPT) degree.

##### *What do physical therapists earn?*

More than 170,000 physical therapists are licensed in the U.S. today. The median salary for a physical therapist is \$75,000 depending on position, years of experience, degree of education, geographic location, and practice setting.

##### *Where do physical therapists practice?*

Although many physical therapists practice in hospitals, over 80 percent practice in:

- Outpatient clinics or offices • Inpatient rehabilitation facilities
- Skilled nursing, extended care, or subacute facilities
- Homes
- Education or research centers
- Schools
- Hospices
- Industrial, workplace, or other occupational environments
- Fitness centers and sports training facilities

##### *What are the educational requirements for becoming a PT?*

The minimum educational requirement is a post-baccalaureate degree from an accredited education program. While some programs offer a master's degree, a growing majority of programs offer the Doctor of Physical Therapy (DPT) degree. Currently, 199 colleges and universities nationwide offer professional physical therapist education programs; 85.7% offer the DPT and the remaining programs are planning to convert.

##### *What are the licensure requirements for becoming a PT?*

After graduation, candidates must pass a state-administered national exam. Other requirements for physical therapy practice vary from state to state according to physical therapy practice acts or state regulations governing physical therapy.

##### *What is the employment outlook for PT?*

With just a 0.2 percent unemployment rate, physical therapists are now experiencing the best employment conditions since enactment of the Balanced Budget Act

of 1997. For more information on a career in physical therapy, click [HERE](#) or contact APTA Public Relations, 1111 North Fairfax Street, Alexandria, VA 22314-1488, telephone: 703/706-3248, fax: 703/706-8578.

### *THE PHYSICAL THERAPIST ASSISTANT*

Physical therapist assistants (PTAs) provide physical therapy services under the direction and supervision of a physical therapist. PTAs help people of all ages who have medical problems, or other health-related conditions that limit their ability to move and perform functional activities in their daily lives. PTAs work in a variety of settings including hospitals, private practices, outpatient clinics, home health, nursing homes, schools, sports facilities, and more. PTAs must complete a 2-year associate's degree and are licensed, certified, or registered in most states. Care provided by a PTA may include teaching patients/clients exercise for mobility, strength and coordination, training for activities such as walking with crutches, canes, or walkers, massage, and the use of physical agents and electrotherapy such as ultrasound and electrical stimulation.

#### *What do PT assistants earn?*

The median income for a physical therapist assistant is \$42,000 depending on position, years of experience, degree of education, geographic location, and practice setting.

#### *Where do PT assistants work?*

Today, physical therapist assistants provide health care services to patients of all ages and health conditions in a variety of settings, including: outpatient clinics or offices; hospitals, inpatient rehabilitation facilities; skilled nursing, extended care, or subacute facilities; homes; education or research centers; schools; hospices; industrial, workplace, or other occupational environments; or fitness centers and sports training facilities.

#### *What are the educational requirements for becoming a PT Assistant?*

To work as a physical therapist assistant (PTA), an individual must graduate with an associate degree (two years, usually five semesters) from an accredited PTA program at a technical or community college, college, or university. Graduates must pass the national examination for licensing/certification/regulation in most states to be eligible to work. PTAs work under the direction of a physical therapist (PT). PTAs' duties can include assisting in instructing patients in exercises

and activities of daily living (including physical modalities), using special equipment, collecting data on the patient's progress, and documenting and reporting on the patient's response. There are currently 234 PTA programs across the country.

#### *What are the licensure requirements for becoming a PT Assistant?*

More than 45 states require physical therapist assistants to be licensed, registered, or certified. States requiring licensure stipulate specific educational and examination criteria.

#### *What is the employment outlook for PT Assistants?*

Employment conditions for physical therapist assistants continue to improve. The most recent data indicated an unemployment rate of 3.9 percent. For more information on a career in physical therapy, click [HERE](#) or contact APTA Public Relations, 1111 North Fairfax Street, Alexandria, VA 22314-1488, telephone: 703/706-3248, fax: 703/706-8578.

### **E. FAQ - About DPT Programs**

Commonly asked questions about Doctorate of Physical Therapy programs with answers provided by the American Physical Therapy Association web site: <http://www.apta.org>.

#### *What is a "DPT"?*

The Doctor of Physical Therapy (DPT) is a post-baccalaureate degree conferred upon successful completion of a doctoral level professional (entry-level) or post-professional education program. The specific nomenclature "DPT" is not a substitute or alternative for the physical therapist clinical designator "PT."

#### *What is the difference between a professional (entry-level) DPT program and a professional (entry-level) MPT program?*

The length of the majority of DPT programs has been extended beyond the traditional two-year masters program. Based on a recent informal survey, accredited and transitioning DPT programs have augmented the breadth and depth of content in a typical two- or three-year professional (entry-level) MPT program.

The specific augmented content areas include, among others, differential diagnosis, pharmacology, radiology/imaging, health care management,

prevention/well ness/health promotion, histology, and pathology. In addition, the final or culminating clinical education experience is typically extended beyond the average of 15 weeks; some are 1 year in length.

*What is the rationale for having professional (entry-level) DPT programs?*

The rationale for awarding the DPT is based on at least four factors, among others: 1) the level of practice inherent to the patient/client management model in the Guide to Physical Therapist Practice requires considerable breadth and depth in educational preparation, a breadth and depth not easily acquired within the time constraints of the typical MPT program; 2) societal expectations that the fully autonomous healthcare practitioner with a scope of practice consistent with the Guide to Physical Therapist Practice be a clinical doctor; 3) the realization of the profession's goals in the coming decades, including direct access, "physician status" for reimbursement purposes, and clinical competence consistent with the preferred outcomes of evidence-based practice, will require that practitioners possess the clinical doctorate (consistent with medicine, osteopathy, dentistry, veterinary medicine, optometry, and podiatry); and 4) many existing professional (entry-level) MPT programs already meet the requirements for the clinical doctorate; in such cases, the graduate of a professional (entry-level) MPT program is denied the degree most appropriate to the program of study. -

*Why do programs decide to make the transition from the professional (entry-level) MPT to the professional (entry-level) DPT?*

Programs have decided to make the transition from the professional (entry-level) MPT to the professional (entry-level) DPT for several reasons, including among others: 1) The decision to make the transition is the end result of a comprehensive assessment of an MPT program based on current and future expectations and preferences for practice; 2) The decision to make the transition is warranted on the basis of the greater scope, rigor, depth, breadth, and length of a high-quality program; 3) The decision to make the transition is based on the assumption that the program will be better positioned to successfully recruit the most qualified applicants in a highly competitive applicant marketplace; and 4) The decision to make the transition is perceived to be in the best interests of tomorrow's practitioner.

*Is the DPT degree appropriate for physical therapy practice and the profession?*

"Appropriateness" for physical therapy practice and the profession involves a subjective judgment; for clarity, the question is often framed in terms of benefits and liabilities. Members of the academic and clinical communities have identified the following benefits and liabilities, among others.

Perceived Benefits:

- Professional (entry-level) DPT programs more accurately reflect the scope, depth, breadth, and rigor of the high-quality education preparation needed for current and future practice;
- The professional (entry-level) DPT program offers a sound educational background that should better equip the graduate to enter clinical practice able to examine, evaluate, diagnose, prognose, and intervene in the management of impairments, functional limitations, and disabilities of the cardiopulmonary, musculoskeletal, neuromuscular, and integumentary systems;
- The DPT degree will better facilitate the consumer's recognition of the physical therapist as a fully autonomous health care practitioner who is a point of entry into the health care system;
- The DPT degree will better facilitate interactions with medical colleagues on an equal basis;
- The professional (entry-level) DPT program offers greater knowledge, skills, and behaviors related to the administration and business aspects of physical therapy practice;
- Assuming an uncertain and unpredictable future, the DPT degree positions the physical therapist to advocate and negotiate more successfully on behalf of high-quality health care, the consumer, and the profession.

Perceived Liabilities:

- The DPT is nothing more than an unwarranted inflation of professional education;
- The physical therapy clinical science and its associated body of knowledge does not justify doctoral-level preparation;
- Other health care providers, including physicians, will not "like" physical therapists being called "doctor";
- The DPT degree only adds to the confusion of patients, employers, and other health care providers about physical therapists and physical therapy services;

- The necessary human and financial resources for professional (entry-level) DPT programs are not adequate;
- The educational costs of the professional (entry-level) DPT are prohibitive.

*What is the rationale for having professional (entry-level) Doctorate of Physical Therapy (DPT) programs?*

The rationale for awarding the DPT is based on at least four factors, among others: 1) the level of practice inherent to the patient/client management model in the Guide to Physical Therapist Practice requires considerable breadth and depth in educational preparation, a breadth and depth not easily acquired within the time constraints of the typical MPT program; 2) societal expectations that the fully autonomous healthcare practitioner with a scope of practice consistent with the Guide to Physical Therapist Practice be a clinical doctor; 3) the realization of the profession's goals in the coming decades, including direct access, "physician status" for reimbursement purposes, and clinical competence consistent with the preferred outcomes of evidence-based practice, will require that practitioners possess the clinical doctorate (consistent with medicine, osteopathy, dentistry, veterinary medicine, optometry, and podiatry); and 4) many existing professional (entry-level) MPT programs already meet the requirements for the clinical doctorate; in such cases, the of a professional (entry-level) MPT program is denied the degree most appropriate to the program of study.

*How will the DPT change affect the profession?*

In 2020, individuals will be able to go directly to physical therapists without having to first see a physician. The physical therapist's practice, moreover, will be grounded in the best evidence available at the time and every clinical judgment will be made in the context of this evidentiary pool. Payment for the physical therapist's services will require only the physical therapist's judgment that the services are "medically necessary," although, as with physicians and others today, this judgment may be subject to further review by the paying party. The public's understanding of the physical therapist will be that of a skilled professional to whom they can go directly and on whose judgment they can rely for consultation and intervention for problems or concerns they have related to the musculoskeletal, neuromuscular, cardiovascular and pulmonary, and integumentary systems. These are some of the critical components in the maturation of the physical therapy profession between now and 2020. In order

for the profession to reach the fulfillment of Vision 2020, it is clear that the two central elements of the "doctor" status -recognition of having reached the epitome of practice in the physical therapy profession and the educational and experiential foundation that supports that recognition -- must be firmly in place. That is why the profession and APT A are committed to the Doctor of Physical Therapy degree.

*How many professional (entry-level) DPT programs are accredited?*

As of April 18, 2008, there were 189 accredited DPT programs and 2 developing.

## **F. Physical Therapy Program Application Process**

*Applying For a Master's or Doctorate Degree in Physical Therapy Program*

Many Pre-Physical Therapy Graduate Programs are transitioning into Doctorate Programs (additional 1-2 years of schooling). Since the Doctorate of Physical Therapy (DPT) appears to be the upcoming terminal degree for all Physical Therapists, you should be considering what this would mean for your career and future. Either do the extra schooling now, or do it later, the choice is yours!

***While every effort is made to provide accurate information, programs change and so always check the program web sites for the latest information!***

*Kansas School Admissions: KU and WSU*

Both of these programs are accredited DPT programs. PSU Pre-PT curriculum fulfills their requirements for admission into their Graduate Programs. Both KU and WSU have their DPT (Doctorate program) in place and no Master's Degree is offered. Both programs have developed DPT transitional programs for the MS-PT's wanting to transition to the DPT level of schooling. Both schools now have "Rolling Enrollment" meaning that you are accepted on a first come first serve basis and all you need to do is meet the minimum requirements for admission. This means **APPLY AS EARLY AS YOU CAN!!!**

KU accepted their first applicants from July 1- December 31, 2007 for their June 2008 class (36 students total). If there were 36 good applications on their desk July 1, 2007 their class was filled in the very first day!!

KU Physical Therapy and Rehabilitation web site  
(<http://www.pt.rs.kumc.edu/>)

WSU accepted their first applicants in 2007 on July 15 (25% of their class=8 students), then again on September 1 (50% of their class=16 students) and finally November 1 (25% of their class= 8 students). There is also the opportunity at WSU to gain early admission if your application criteria are 25% above the minimums (example; you have a 4.0 GPA instead of the 3.0 minimum GPA).

Wichita State Physical Therapy web site  
([http://webs.wichita.edu/?u=chp\\_pt&p=index](http://webs.wichita.edu/?u=chp_pt&p=index))

*Missouri School Admissions: Rockhurst and Missouri State*

Rockhurst University has an accredited DPT program.

Rockhurst Physical Therapy web site  
(<http://www.rockhurst.edu/pt/>)

Missouri State University (Springfield, MO) continues to offer the Master's of Physical Therapy program, however, a 3-year DPT full-time curriculum is currently required. Missouri State recently received approval from the Higher Learning Commission to offer the Doctorate of Physical Therapy degree.

Missouri State Physical Therapy web site  
(<http://www.missouristate.edu/PhysicalTherapy/>)

*Out-Of-State School Admissions*

Case-by-case. Work with your advisor and share prerequisite information for out-of-state schools. Students are responsible for gathering information about admissions to out-of-state schools and sharing this with your advisor during an appointment. We can cater make a curriculum to meet any school's specific requirements for admission. Let's make sure we're all on the same page in preparing to apply for PT school!

Do make sure the schools you apply to are accredited ([www.apta.org](http://www.apta.org)) and also apply to at least 2 schools and perhaps more. Competition to enter these professional programs change from year to year and we want you to increase your chances of being accepted!

*Preparing for Your Application to PT School:*

Plan ahead!

- Contact local PT's for scheduling observation hours and request a form be filled out on the

number of hours you observe. KU requires 32 hours of observation, 16 of which need to be in a hospital, WSU requires 20 hours of observation in total. Always chart your own observation hours since personnel change jobs and this will make it easier on the person verifying your observation hours for your applications.

- Get a variety of PT experiences: Critical Care, Geriatrics, Pediatrics, Outpatient, Home Health, School, Sports/Athletic, and Hospice. FYI: The essay topic for the KU application this year addresses this topic of multiple exposures in the fields of PT and you impressions of the variety!
- Obtain an application from your school of choice - Type your application! ! !
- Request letters of recommendation (one should be from your advisor, one from a PT (If at all possible) Give references 2-3 weeks advance warning.
- Take the GRE (general test only, \$130) through the testing center either in the Summer or early Fall before you apply to PT Graduate School. Call in advance to make your appointments for computer-based tests at the PSU Testing Office, 203 Whitesitt Hall (620-235-4267). You must wait until the next calendar month before taking it again on campus if you want to improve your scores! Always prepare and practice before this test. Immediate. unofficial score reports are no longer available: you must wait 2-4 weeks following your test to receive official score reports. so plan accordingly!
  - KU advises at least a GRE score of 450 in two major areas of the test (verbal, quantitative) with a verbal score of 4.0 on the writing section. WSU advises a cumulative score of 900 for the quantitative and analytical sections.
- Write a good essay about why you want to become a PT - Personalize it! Remember to mention why you want to be one, who inspired you in the field and discuss your personal experiences through observation that has shaped your views of this profession.